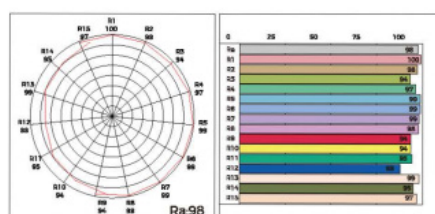




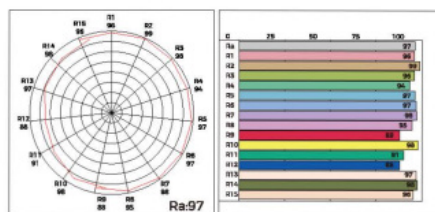
ARTIFICIAL SKYLIGHT

FEATURES

- REALISTIC CLOUD MOTION – SIMULATED MOVING CLOUDS FOR A DYNAMIC SKY EFFECT.
- NATURAL DAYLIGHT ILLUMINATION – HIGH-QUALITY LED TECHNOLOGY MIMICKING REAL SKYLIGHT CONDITIONS.
- ADJUSTABLE BRIGHTNESS & COLOR TEMPERATURE – CUSTOMIZE FROM WARM SUNRISE HUES TO BRIGHT DAYLIGHT.
- SMART CONTROL INTEGRATION – COMPATIBLE WITH REMOTE, APP, OR AUTOMATION SYSTEMS.
- ENERGY-EFFICIENT & LONG-LASTING – LOW POWER CONSUMPTION WITH DURABLE LED COMPONENTS.
- EASY INSTALLATION & MODULAR DESIGN – AVAILABLE IN MULTIPLE SIZES FOR SEAMLESS CEILING INTEGRATION.



Daylight White LED CRI



Warm White LED CRI

UP TO 90% SIMILARITY WITH SUNLIGHT SPECTRUM; Ra>95

SPECIFICATION

BASIC PARAMETERS

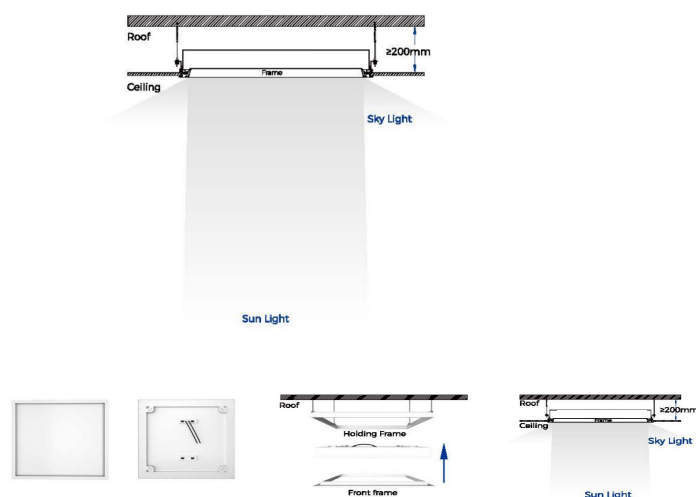
all electrical parameters are values at 12 o'clock

MODEL	NEWSKY-1206
INPUT VOLATGE	90-277Vac
POWER	275 W
ILLUMINANCE (3m)	3000lux
CCT	2500-10000K
Ra	98
LIGHT TILT	90°
LIFE TIME	50000H
WORKING TEMPERATURE	20-40°C
SURFACE MATERIAL	TEMPERED GLASS
SHELL MATERIAL	ALUMINIUM ALLOY
WEIGHT	40kg
DIMMING RANGE	0-100%

AVAILABLE SIZES 1148x450mm & 1080x1080
Email us for availability of different sizes

TECHNICAL DIAGRAM

RECESSED INSTALATION



PRODUCT ORDERING

CODE	KELVIN	STOCKED
NEWSKY-1206	CCT	S/O